

anti- BRK antibody

Product Information

Catalog No.:	CAF50053
Size:	100µg
Form:	liquid
Purification:	Immunogen affinity purified
Purity:	≥95% as determined by SDS-PAGE
Host:	Rabbit
Clonality:	polyclonal
Clone ID:	None
IsoType:	IgG
Storage:	PBS with 0.02% sodium azide and 50% glycerol pH 7.3, -20°C for 12 months (Avoid repeated freeze / thaw cycles.)

Background

None

Immunogen information

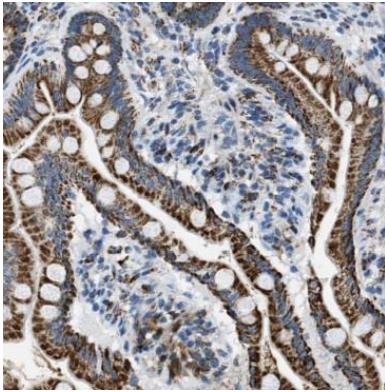
Immunogen:	PTK6 protein tyrosine kinase 6
Synonyms:	None
Observed MW:	52 kDa
Uniprot ID :	Q13882

Application

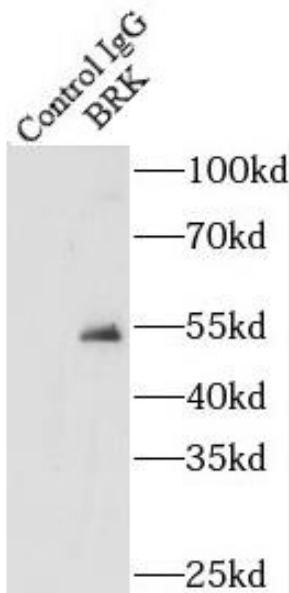
Reactivity:	Human, Mouse, Rat
Tested Application:	ELISA, WB, IHC, IF, IP
Recommended dilution:	WB: 1:500-1:2000; IP: 1:500-1:1000; IHC: 1:20-1:200; IF: 1:10-1:100
Image:	

This Antibody is for Research Use Only. Not for Diagnostic Procedures.


This is a sample Antibody manual only. Always refer to the hard copy manual included in the Antibody for your experiment.



Immunohistochemistry of paraffin-embedded human colon using CAF50053(PTK6 antibody) at dilution of 1:100



IP Result of anti-BRK (IP:CAF50053, 4ug; Detection:CAF50053 1:800) with HeLa cells lysate 3440ug.



MCF7 cells were subjected to SDS PAGE followed by western blot with CAF50053(PTK6 antibody) at dilution of 1:500

This Antibody is for Research Use Only. Not for Diagnostic Procedures.

This is a sample Antibody manual only. Always refer to the hard copy manual included in the Antibody for your experiment.