

anti- Hsc70 antibody

Product Information

Catalog No.:	CAF50161
Size:	100µg
Form:	liquid
Purification:	Immunogen affinity purified
Purity:	≥95% as determined by SDS-PAGE
Host:	Rabbit
Clonality:	polyclonal
Clone ID:	None
IsoType:	IgG
Storage:	PBS with 0.02% sodium azide and 50% glycerol pH 7.3, -20°C for 12 months (Avoid repeated freeze / thaw cycles.)

Background

None

Immunogen information

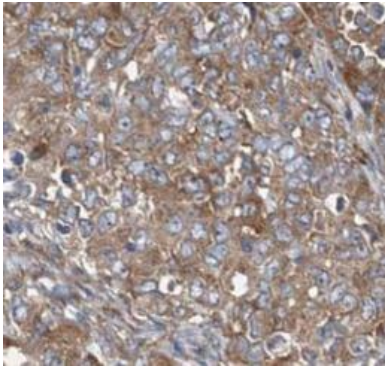
Immunogen:	heat shock 70kDa protein 8
Synonyms:	HEL-33;HEL-S-72p;HSC54;HSC70;HSC71;HSP71;HSP73;HSPA10;LAP-1;LAP1;NIP71
Observed MW:	71 kDa
Uniprot ID :	P11142

Application

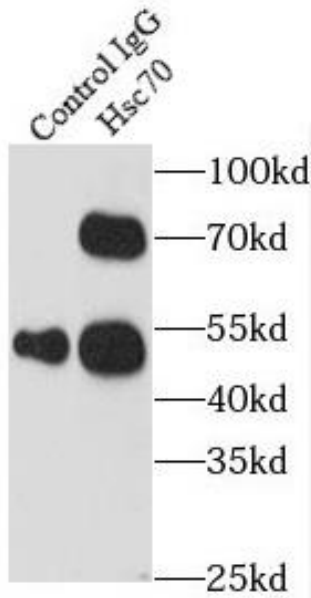
Reactivity:	Human, Mouse, Rat
Tested Application:	ELISA, IHC, IP, WB
Recommended dilution:	WB: 1:500-1:2000; IHC: 1:50-1:200; IF: 1:50-1:200; IP: 1:20-1:50
Image:	

This Antibody is for Research Use Only. Not for Diagnostic Procedures.

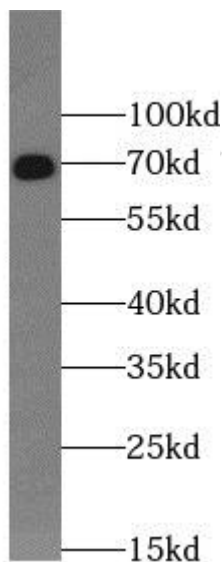
This is a sample Antibody manual only. Always refer to the hard copy manual included in the Antibody for your experiment.



Immunohistochemistry of paraffin-embedded human ovary tumor using CAF50161(HSPA8 antibody) at dilution of 1:100



IP result of anti-Hsc70(IP:CAF50161, 4ug; Detection:CAF50161 1:800) with HEK-293 cells lysate 4000 ug



HEK-293 cells were subjected to SDS PAGE followed by western blot with CAF50161(Hsc70 Antibody) at dilution of 1:2000

This Antibody is for Research Use Only. Not for Diagnostic Procedures.

This is a sample Antibody manual only. Always refer to the hard copy manual included in the Antibody for your experiment.