

## anti- PHGDH antibody

### Product Information

Catalog No.:	CAF50262
Size:	100µg
Form:	liquid
Purification:	Immunogen affinity purified
Purity:	≥95% as determined by SDS-PAGE
Host:	Rabbit
Clonality:	polyclonal
Clone ID:	None
IsoType:	IgG
Storage:	PBS with 0.02% sodium azide and 50% glycerol pH 7.3, -20°C for 12 months (Avoid repeated freeze / thaw cycles.)

### Background

None

### Immunogen information

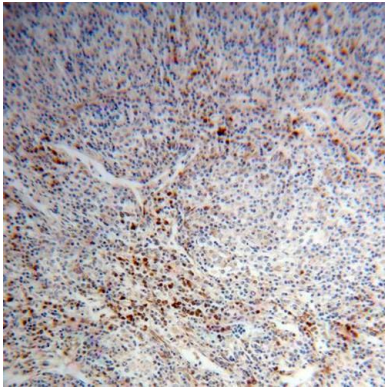
Immunogen:	phosphoglycerate dehydrogenase
Synonyms:	PGDH3
Observed MW:	57 kDa
Uniprot ID :	O43175

### Application

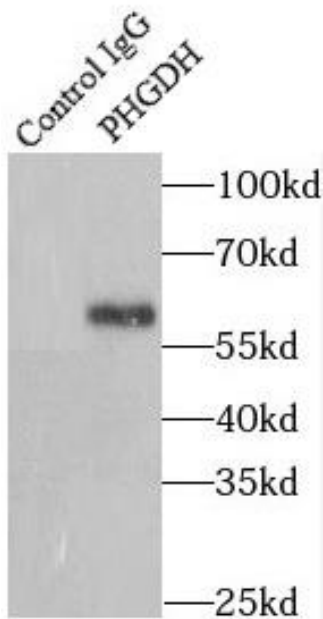
Reactivity:	Human, Mouse, Rat
Tested Application:	ELISA, WB, IHC, IP
Recommended dilution:	WB: 1:500-1:2000; IP: 1:200-1:1000; IHC: 1:20-1:200
Image:	

**This Antibody is for Research Use Only. Not for Diagnostic Procedures.**

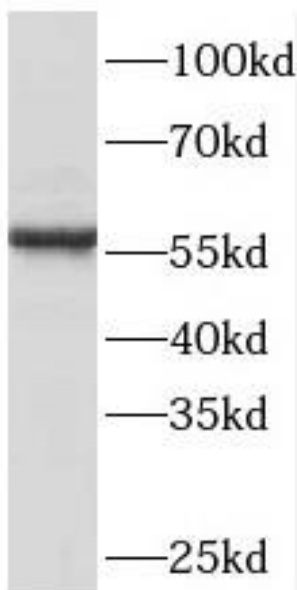
This is a sample Antibody manual only. Always refer to the hard copy manual included in the Antibody for your experiment.



Immunohistochemistry of paraffin-embedded human lymphoma using CAF50262(PHGDH antibody) at dilution of 1:100



IP Result of anti-PHGDH (IP:CAF50262, 4ug; Detection:CAF50262 1:1000) with mouse brain tissue lysate 4000ug.



Jurkat cells were subjected to SDS PAGE followed by western blot with CAF50262(PHGDH antibody) at dilution of 1:1200

**This Antibody is for Research Use Only. Not for Diagnostic Procedures.**

This is a sample Antibody manual only. Always refer to the hard copy manual included in the Antibody for your experiment.