

anti- PI3K p110(beta) antibody

Product Information

Catalog No.:	CAF50264
Size:	100µg
Form:	liquid
Purification:	Immunogen affinity purified
Purity:	≥95% as determined by SDS-PAGE
Host:	Rabbit
Clonality:	polyclonal
Clone ID:	None
IsoType:	IgG
Storage:	PBS with 0.02% sodium azide and 50% glycerol pH 7.3, -20°C for 12 months (Avoid repeated freeze / thaw cycles.)

Background

None

Immunogen information

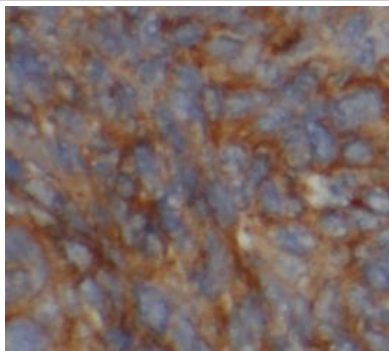
Immunogen:	phosphoinositide-3-kinase, catalytic, beta polypeptide
Synonyms:	None
Observed MW:	110 kDa
Uniprot ID :	P42338

Application

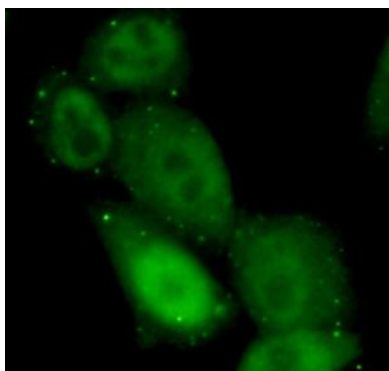
Reactivity:	Human
Tested Application:	ELISA, WB, IHC
Recommended dilution:	WB: 1:500-1:2000; IHC: 1:20-1:200
Image:	

This Antibody is for Research Use Only. Not for Diagnostic Procedures.


This is a sample Antibody manual only. Always refer to the hard copy manual included in the Antibody for your experiment.



Immunohistochemistry of paraffin-embedded human liver cancer using CAF50264(PIK3CB Antibody) at dilution of 1:200 heat mediated antigen retrieved with Tris-EDTA buffer(pH9).



Immunofluorescent analysis of (10% Formaldehyde) fixed HeLa cells using CAF50264(PIK3CB antibody) at dilution of 1:50 and Alexa Fluor 488-conjugated Goat Anti-Rabbit IgG(H+L)



HepG2 cells were subjected to SDS PAGE followed by western blot with CAF50264(PIK3CB antibody) at dilution of 1:500

This Antibody is for Research Use Only. Not for Diagnostic Procedures.

This is a sample Antibody manual only. Always refer to the hard copy manual included in the Antibody for your experiment.