

CAU26025

Polyclonal Antibody to Neutrophil gelatinase-associated lipocalin (NGAL)

Organism Species: *Homo sapiens (Human)*

Instruction manual

FOR RESEARCH USE ONLY

NOT FOR USE IN CLINICAL DIAGNOSTIC PROCEDURES

12th Edition (Revised in Aug, 2016)

[PROPERTIES]

Source: Polyclonal antibody preparation

Host: Rabbit

Purification: Antigen-specific affinity chromatography followed by Protein A affinity chromatography

Traits: Liquid

Concentration:

0.72mg/ml

UOM: 100µl

Cross Reactivity: N/A

Applications: WB; IHC; ICC; IP.

[IMMUNOGEN]

Immunogen: Recombinant NGAL (Gln21~Gly198 (Accession # P80188)) expressed in *E.coli*

[APPLICATIONS]

Western blotting: 0.5-2µg/mL; Immunohistochemistry: 5-

20µg/mL; Immunocytochemistry: 5-20µg/mL;

Optimal working dilutions must be determined by end user.

[FORMULATION]

Form & Buffer: Supplied as solution form in PBS, pH7.4, containing 0.02% NaN₃, 50% glycerol.

[STORAGE AND STABILITY]

Storage: Avoid repeated freeze/thaw cycles.

Store at 4°C for frequent use.

Aliquot and store at -20°C for 12 months.

Stability Test: The thermal stability is described by the loss rate. The loss rate was determined by accelerated thermal degradation test, that is, incubate the protein at 37°C for 48h, and no obvious degradation and precipitation were observed. The loss rate is less than 5% within the expiration date under appropriate storage condition.

[IDENTIFICATION]




Figure. Western Blot; Sample: Recombinant NGAL, Human.


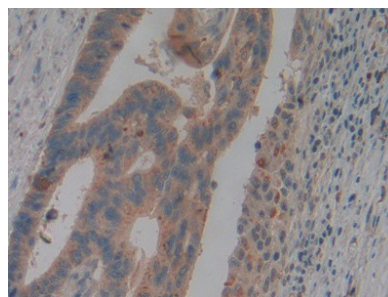


Figure. Western Blot; Sample: Lane1: Human SW480 Cells; Lane2: Human Urine.



DAB staining on IHC-P; Samples: Human Colorectal cancer tissue;
Primary Ab: 10µg/ml Rabbit Anti- Human NGAL Antibody
Second Ab: 2µg/mL HRP-Linked Caprine Anti-Rabbit IgG Polyclonal Antibody



Biomatik

Tel: (519) 489-7195, (800) 836-8089

Fax: (519) 231-0140, (877) 221-3515

Email: info@biomatik.com

<http://www.biomatik.com>

[IMPORTANT NOTE]

The kit is designed for research use only, we will not be responsible for any issue if the kit was used in clinical diagnostic or any other procedures.