

CAU29839
Monoclonal Antibody to Neutrophil gelatinase-associated lipocalin (NGAL)
Organism Species: *Homo sapiens (Human)*
Instruction manual

FOR RESEARCH USE ONLY
NOT FOR USE IN CLINICAL DIAGNOSTIC PROCEDURES

12th Edition (Revised in Aug, 2016)

[PROPERTIES]

Source: Monoclonal antibody preparation
Host: Mouse
Antibody isotype: IgG2b Kappa
Purification: Protein A + Protein G affinity chromatography
Clone number: E1
Traits: Liquid
Concentration: 1mg/ml
UOM: 200µl
Cross Reactivity: N/A
Applications: WB; IHC; ICC; IP.

[IMMUNOGEN]

Immunogen: Recombinant NGAL (Gln21~Gly198) expressed in *E.coli*

[APPLICATIONS]

Western blotting: 0.5-2µg/mL;
Immunohistochemistry: 5-20µg/mL;
Immunocytochemistry: 5-20µg/mL;
Optimal working dilutions must be determined by end user.

[FORMULATION]

Form & Buffer: Supplied as solution form in PBS, pH7.4, containing 0.02% NaN₃, 50% glycerol.

[STORAGE AND STABILITY]

Storage: Avoid repeated freeze/thaw cycles.
Store at 4°C for frequent use.
Aliquot and store at -20°C for 24 months.

Stability Test: The thermal stability is described by the loss rate. The loss rate was determined by accelerated thermal degradation test, that is, incubate the protein at 37°C for 48h, and no obvious degradation and precipitation were observed. The loss rate is less than 5% within the expiration date under appropriate storage condition.

[IDENTIFICATION]


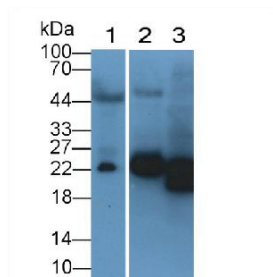
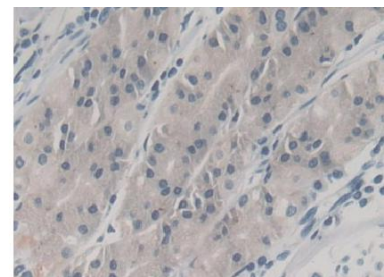


Figure. Western Blot; Sample: Recombinant NGAL, Human.



Western Blot; Sample: Lane1: Human Serum; Lane2: Human Urine; Lane3: Human SW480 cell lysate



DAB staining on IHC-P;
Samples: Human Stomach Tissue.

Primary Ab: 2µg/ml Mouse Anti-Human NGAL Antibody
Second Ab: 0.2µg/ml HRP-Linked Rabbit Anti-Mouse IgG Polyclonal Antibody



Biomatik
Tel: (519) 489-7195, (800) 836-8089
Fax: (519) 231-0140, (877) 221-3515
Email: info@biomatik.com
<http://www.biomatik.com>

[IMPORTANT NOTE]

The kit is designed for research use only, we will not be responsible for any issue if the kit was used in clinical diagnostic or any other procedures.